

Combing Glass with Dennis Brady July 18, 2023

Brand:

Product Code: 1089GlassExpertWebinar

Availability: 85

Weight: 0.00kg

Dimensions: 0.00cm x 0.00cm x 0.00cm


Price: \$89.00

Ex Tax: \$89.00

Description



Dennis Brady will show you how to comb or rake molten glass in a kiln to create a variety of designs. He will touch on a variety of topics including how different combing tools and methods produce different results.

*Join Master Artisan, **Dennis Brady** for this live, two-hour Glass Expert Webinar™ on Tuesday, July 18, 2023 at 8:00 - 10:00 p.m. Eastern, 7:00 - 9:00 p.m. Central, 6:00 - 8:00 p.m. Mountain, and 5:00 - 7:00 p.m. Pacific. For our international customers, you may use the following [Time Zone Converter](#).*



Dennis will cover the following:

- How to prepare a mold or dam assembly in the kiln
- Different ways to arrange the glass for melting and combing
- How different tool and different combing methods produce different results
- How to best use different kinds of kilns
- The tools used to comb glass
- Safety concerns working with molten glass



—No Traveling Required!

*****Within a week after the Webinar, everyone who purchases the class will receive an e-mail with the link to a recorded version of the Webinar. You will have **unlimited viewing** of the recording **AND** your link never expires!***

*****We suggest you test your connection well in advance of the event.*****

If this is your first Webinar with us, you will need to install Adobe Connect on your computer using the appropriate link below.

Adobe for Windows:

<http://www.adobe.com/go/Connectsetup>

Adobe for Mac:

<http://www.adobe.com/go/ConnectSetupMac>

If you have attended our Webinars in the past you may need to **reinstall the Adobe Connect App** to be sure you have the latest version in order to avoid complications during the event. Click the appropriate link above and download the App.

FOR MAC USERS: The new App can only be installed in Macs running OS 10.13 or later. If you have an earlier version of the Mac OS, you may not be able to use the Adobe Connect App. Instead, paste the event link directly into your browser window.

You can find out which version of the Mac OS you are running by clicking on the Apple logo on the top left of your computer screen. Select “About This Mac” and it will show you what version you have.

If you are using Mac OS 10.13 or later, you will be able to install the new Adobe Connect App. Delete your current App from your Applications folder and download the new App.

If you have problems installing or updating Adobe, try using a different internet browser. For help with Adobe Connect call 800.422.3623.

Procedure Note: Please be sure the email address you give on your order is the one you wish to use to receive the webinar link. Please be sure that info@glasspatterns.ccsend.com and info@glasspatterns.com are on your safe recipients email list. You will receive a reminder email the day before the webinar. *Please read it carefully* as it will contain instructions about the webinar process.

IT IS NOW POSSIBLE TO ATTEND A WEBINAR VIA iPHONE & iPAD using your computer’s browser. All you need to do is paste the link into your browser window.

However, bear in mind that the browser version DOES sometimes have performance issues, including audio problems. We still recommend using the Adobe Connect App wherever possible, which is not accessible via iPhone or iPad. It is up to you! You can view with any laptop or desktop computer. Compatible with all Operating Systems.

*On the day of the event, you will receive an e-mail with a link that will allow you to access the workshop **15 minutes** before showtime. When signing in for the Webinar, be sure to use the **Same Name** that you used when you placed your order.*