

Snowflake

Beginner Bevel Project

Design by Deverie Wood, Fabrication and Text by Dave Burnett

Materials Required

6 - 3" x 5" Diamond Bevels
6 Small Aqua Glass Nuggets
25mm Aqua Jewel
Flux Solder 7/32" Copper Foil
18-Gauge Copper Wire Copper Patina

This is one of seventeen snowflake designs in Deverie Wood's book *The Magic of Snowflakes*.

Make a copy of the original pattern provided. Save the original for future projects.

1. Using 7/32" copper foil, position the glass edge in the center of the foil so that both sides will have an even overlap of foil around the entire piece.

The foil comes in copper, silver, and black-backed. When working with bevels or clear glass, consider the patina that will be used before foiling.

2. Use a fid or lathkin to burnish or smooth the edges of the foil. To smooth the edges of the jewel and glass nuggets, put them in a small, closed plastic container and shake.

3. Place the foiled pieces on the layout copy and hold them in place with pushpins.

4. Apply flux to the copper foil with a flux brush. The flux will etch the copper foil so that it will accept the solder.

5. Tack-solder where all diamonds and jewels meet to hold them in place. Build solder up around the points of the diamonds and the jewel. Run an even bead where the glass nuggets and the diamond sides meet on the front and back.

6. Build up a smooth round bead on the outside and inside edges of the diamond bevels. This will add strength and a finished edge.




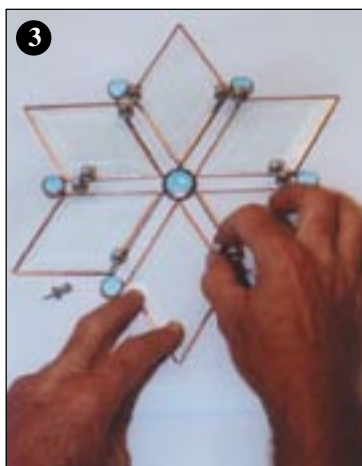

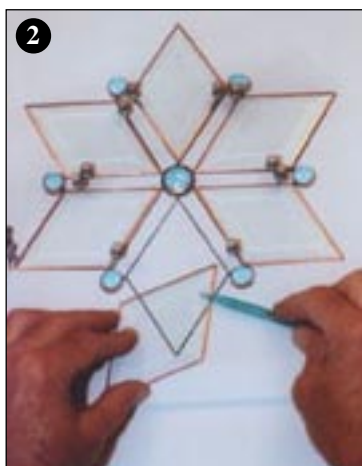


Twist 18-gauge wire to form two eye hooks for hanging the snowflake.

7. Tack-solder the hooks onto the back in the design between the nuggets and the diamonds.

Clean the project thoroughly with flux remover and warm soapy water.

8. Apply copper patina with a brush or rag. After all of the solder has turned copper, clean the project again and apply a coat of glass wax to shine the patina and protect the finished snowflake from oxidation.

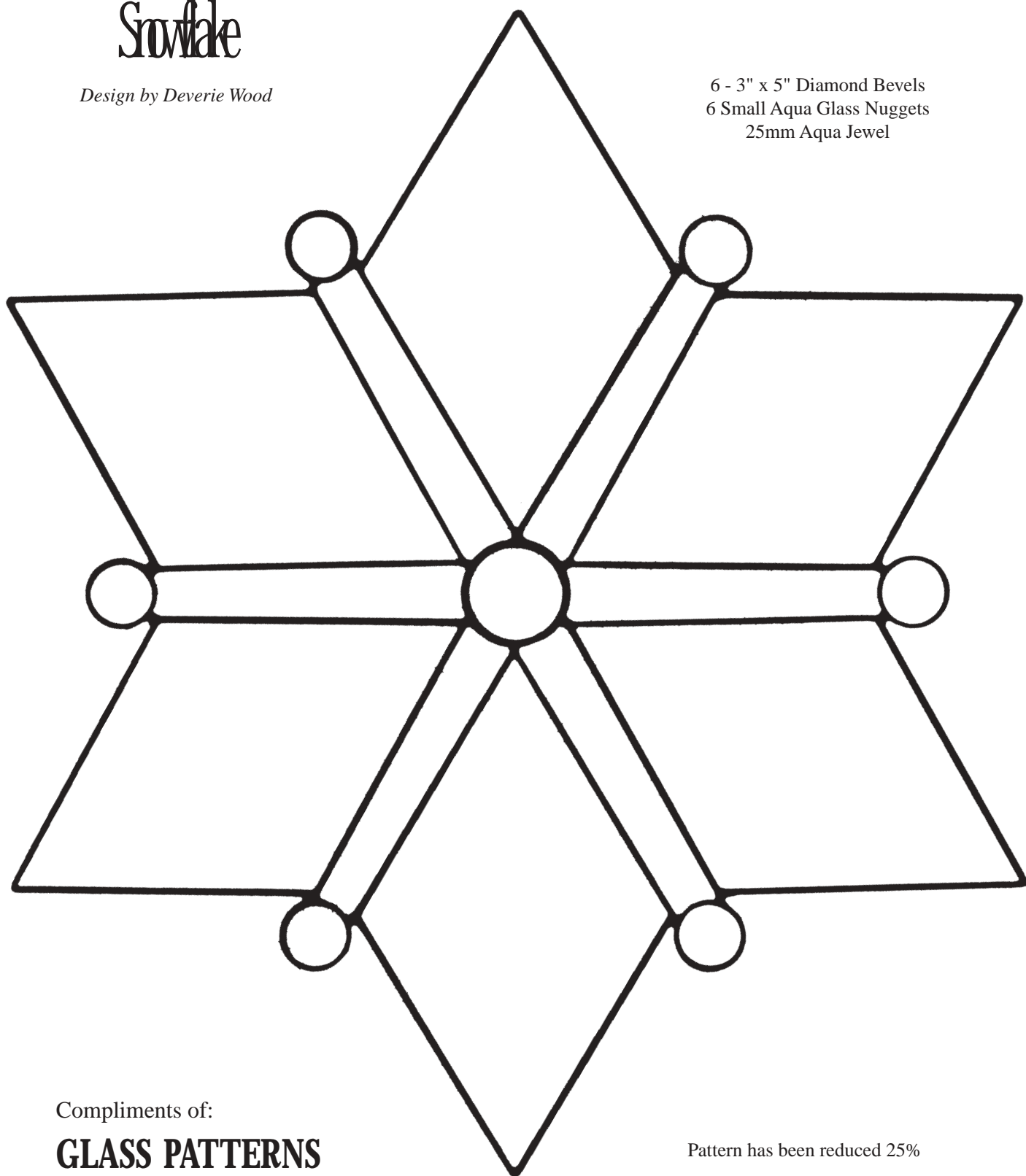
When working with glass, keep a clean working environment, always wear eye protection, and solder in a well-ventilated area.



Snowflake

Design by Deverie Wood

6 - 3" x 5" Diamond Bevels
6 Small Aqua Glass Nuggets
25mm Aqua Jewel



Compliments of:

GLASS PATTERNS

— • Q U A R T E R L Y • —

www.GlassPatterns.com

Pattern has been reduced 25%